

Do you want your kids off the computer?

Does your child need more practice with each set of sight words?

Do you want your child to make progress in the three R's?

# Big Step


Big Step is the next addition to the GC Steps series. There are three years: First Step, Big Step, and Giant Leap. First Step is our curriculum introducing the alphabet, colors, and shapes. Giant Leap will help students conquer reading and basic math while learning to write words. Big Step is the link between the two. This correlates to EP's McGuffey Primer page except that it's been expanded to a full year. Big Step is recommended for ages four and five. What it will provide for you...

- Each McGuffey lesson comes in three parts: introduce the words, practice the words with phrases, read the story.
- Each day's lesson comes with a page of reading and a page of math and/or writing.
- The writing practice is presented with activities such as tracing, circling, connecting, and drawing.
- Math concepts include one-to-one correspondence, shapes, sorting, patterns, and counting to twenty.

As a bonus, I've updated some of the language in the McGuffey Reader. Rab, the dog, is now Spot. We also see the boys play instead of seeing them *at play*. Now we "like to play too" instead of just liking seeing the boys at play. 😊

Day 46

Read the story and answer the questions.



Will the fox get the hen?

Spot will catch the old fox.

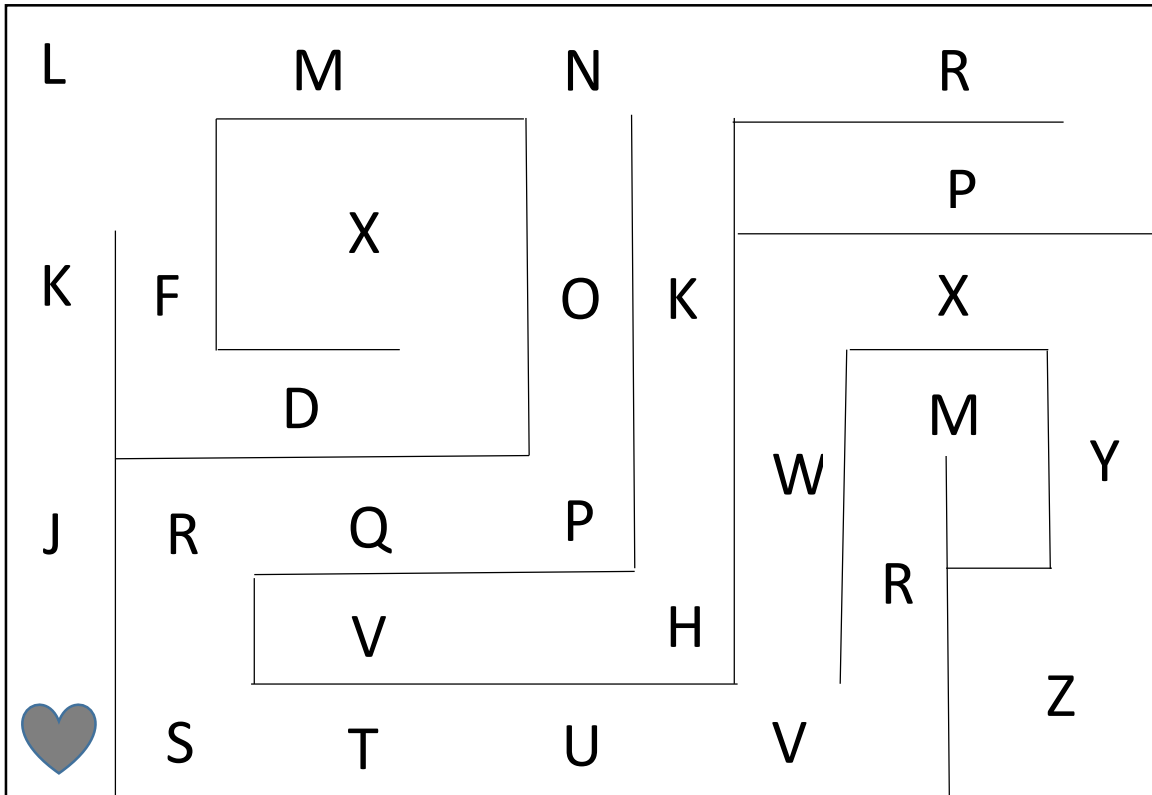
The fox will not get the eggs in the nest.

Who will catch the fox?

Will the fox get the eggs?

(This is a sample of a review page. The McGuffey review lessons are split over three days and comprehension questions have been added.)

Complete the maze by following the letters in the order of the alphabet. Start at the heart. Find the letter J and then follow the alphabet all the way to Z.



Day 47

Learn the words. Listen to them and practice until you can read them yourself.

her let










Sue

doll

dress

new

Draw the shape that comes next in the pattern.



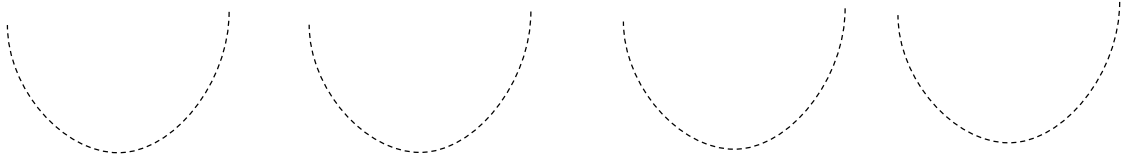
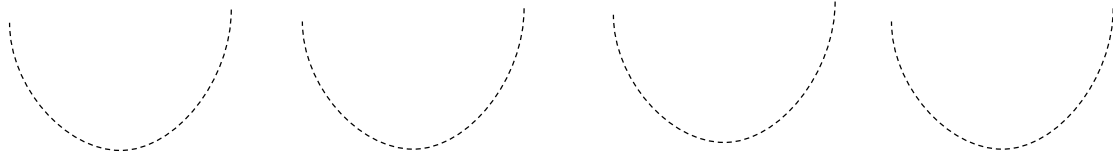
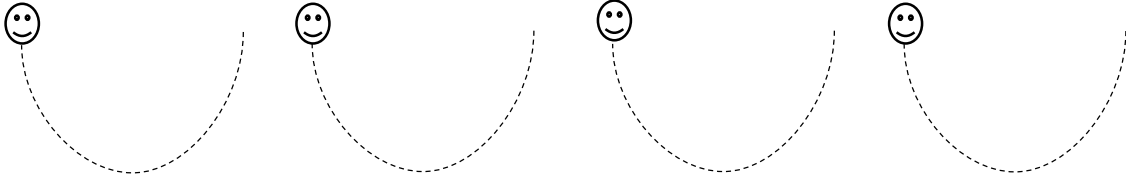
Day 48

Read the words and phrases.

Sue  
let  
doll  
her  
new  
dress

in her hands  
hold the doll  
a new dress  
Sue has a doll  
will let  
kind to Anna

Trace the lines. Start on the left (where the smiley faces are).



Day 49

Read the story.



Sue has a doll.

It has a new dress.

She will let Anna hold the doll in her  
hands, and Anna will fan it.

Sue is kind to Anna.

(Here you can see some changes from the original and from what's in EP's Learn to Read book. The font size is bigger. Ann was changed to Anna because my kids had a hard time hearing and making heard the differentiation between Ann and "and." Also, the pictures have been cropped to take out the words with phonetic symbols over them.)



Today we're going to add.

Before we counted two small balls and one big ball. How many balls are there all together?



Write how many. \_\_\_\_\_

We call this adding or addition. We take some things and add something to it and get more. When we write addition, we use a plus sign. Write a plus sign.

It looks like this  $+$  .

This is how we write two and one more as addition. We read it two plus one. Read the number sentence below.

$$2 + 1$$

To write the answer we write an equals sign, like this  $=$  .

When you count two balls and another ball, that's three balls. Two plus one equals three. Read the number sentence below.

$$2 + 1 = 3$$

Day 110

Learn the words. Listen to them and practice until you can read them yourself.

child when

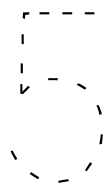
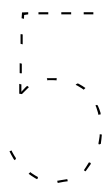
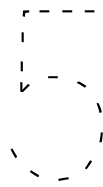
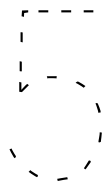
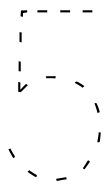
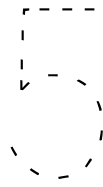
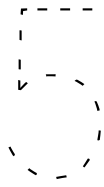

books

slates

church

school

Trace the fives. Start at the top. Go down first.



Day 111

Read the words and phrases.

church slates

when books

child school

school house – schoolhouse

I think it is a schoolhouse


with their good books and slates

When the bell rings

It looks like a church

each child will go in to the school

Color in eleven of the bananas. Then draw eleven of your own things. (Parents: This can just be lines or circles.)



**11**